

ATTITUDE OF STUDENTS OF THE FACULTY OF MEDICINE  
TOWARDS STUDY CONDITIONS AND ASSESSMENT OF  
SATISFACTION WITH STUDIES

SPRING SEMESTER 2024-2025

**EXECUTION TIME:** 2025 March 27 – May 5.

**OBJECTIVE:** To find out the students' attitude towards the created study conditions and to assess the overall satisfaction with studies.

**TARGET GROUP:** Students of the second and third year of the Faculty of Medicine of Kauno Kolegija Higher Education Institution of the academic year 2024 – 2025, except for the final course. Total return of questionnaires – 91 (**20.97 per cent**).

**OBJECT OF THE RESEARCH:** Attitude of students of the Faculty of Medicine to the created study conditions and assessment of satisfaction with studies.

**RESEARCH METHOD:** questionnaire survey (quantitative and qualitative empirical data collected). The survey was conducted electronically using the LimeSurvey survey system. The data was processed using the SPSS 20 for Windows program. Students rated their satisfaction with their studies on a five-point scale (1 – completely dissatisfied, 5 – completely satisfied). Students evaluated the organization of studies at Kauno Kolegija according to the statements formulated on a five-point scale (1 – I completely disagree, 5 – I completely agree).

**RESULTS:** Summarizing the results, we can see that more than half (47.26 per cent) of respondents are satisfied or completely satisfied with their studies at the Faculty of Medicine of Kauno Kolegija (see Table 1).

Table 1. Assessment of students' satisfaction with studies at the Faculty of Medicine (%)

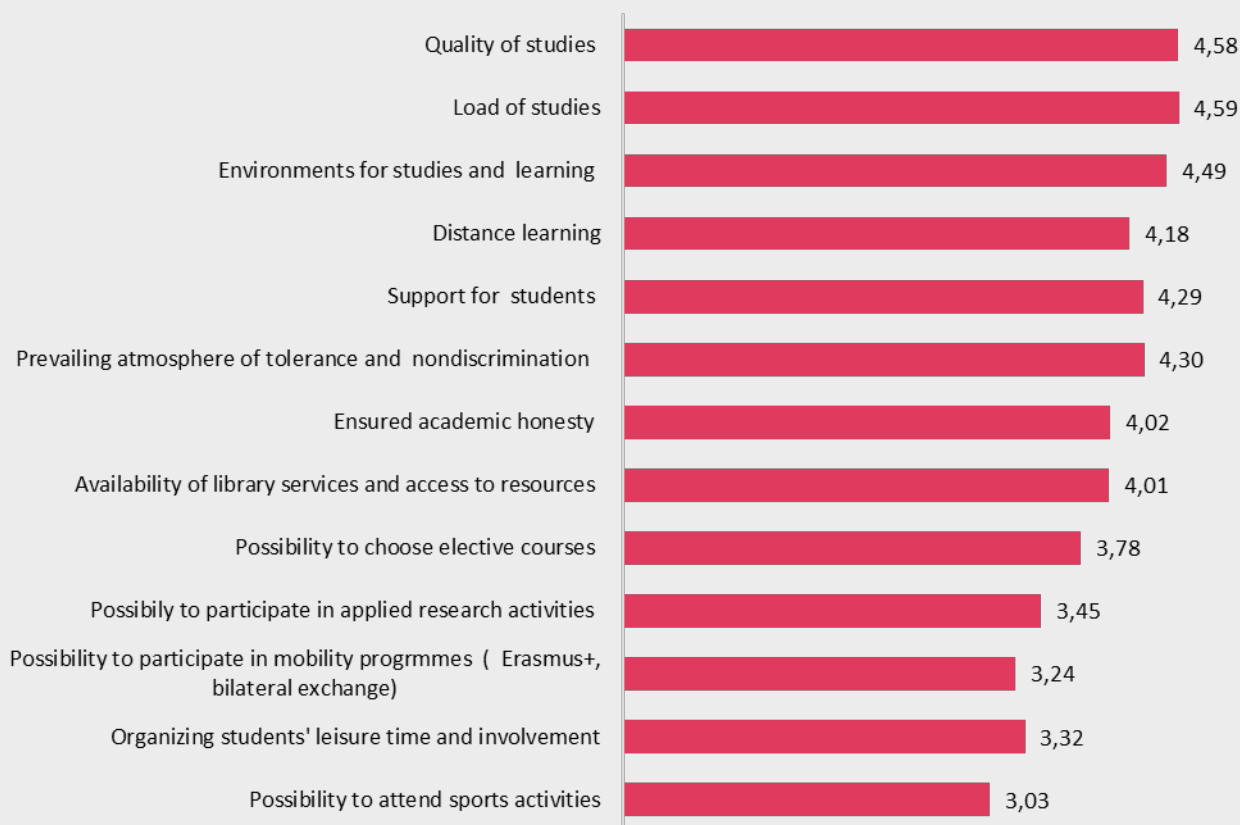
	5 – Completely satisfied	4 – Satisfied	3 – Neither satisfied nor dissatisfied	2 – Dissatisfied	1 – Completely dissatisfied	Average
Satisfaction with studies	14,29%	32,97%	28,57%	20,88%	3,30%	3,34

Respondents were asked to assess the study load, and the aggregated data show that slightly more than half of the respondents (63.74 per cent) have too high study load, while 36.26 per cent of respondents have an adequate study load (see Table 2).

Table 2. Assessment of students' satisfaction with studies at the Faculty of Medicine (%)

The study load is too high	58	63,74%
The study load is too low	0	0,00%
The study load is adequate	33	36,26%
No answer	0	0,00%

During the study, respondents were asked to rate the factors provided (from 5 – "Very influential" to 1 – "Absolutely not affecting") that affect their satisfaction with their studies. The analysis of the data revealed that the quality of studies (4.58) and the study load (4.59) have a significant impact on satisfaction with studies. Students' satisfaction with their studies is least influenced by attendance of sports activities (3.03) (see Figure 1).



**Figure 1. Factors that improve students' satisfaction with their studies (averages)**

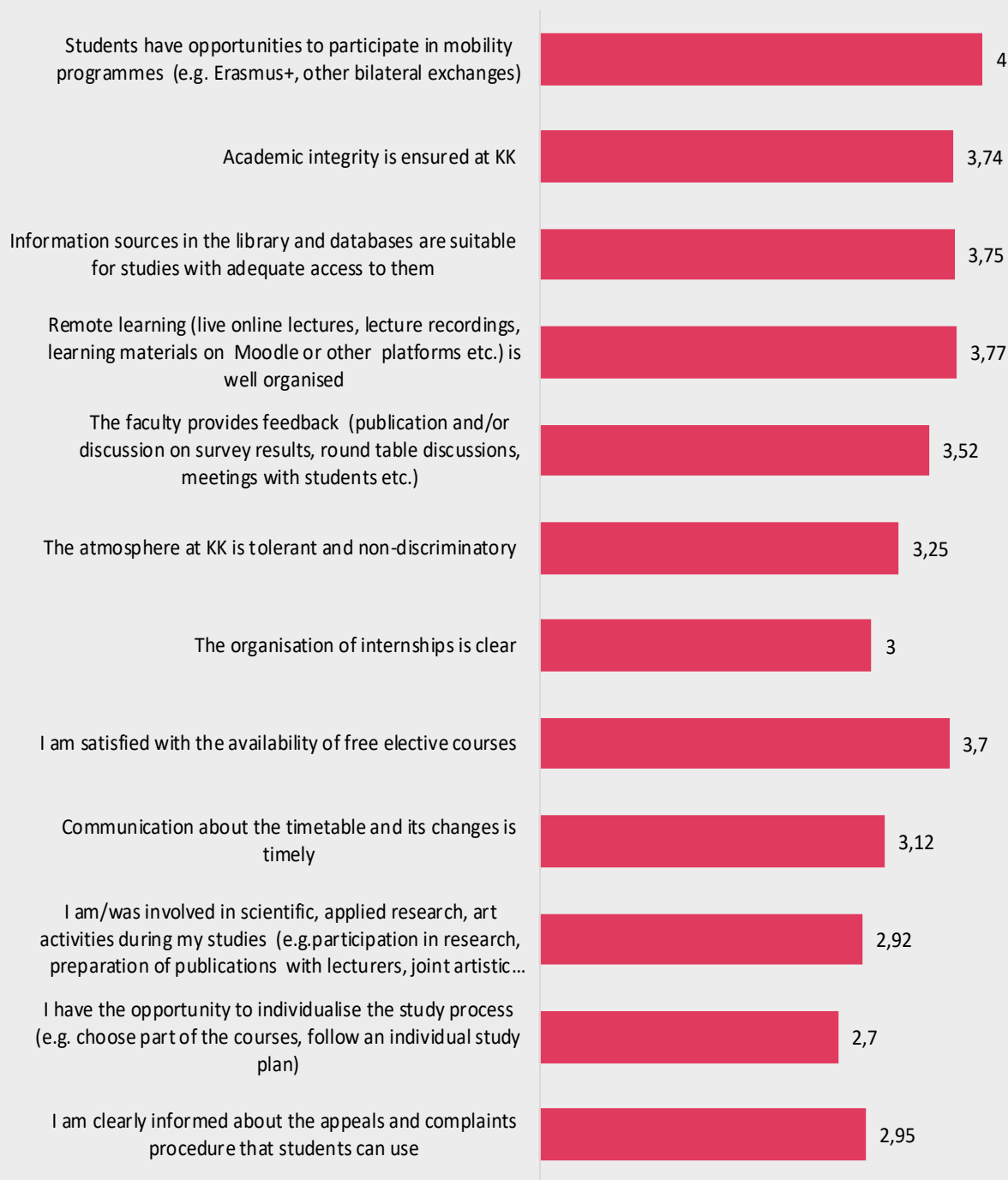
Note: The average of the Likert scale is presented. The higher the average, the more respondents agree with the given factor

Students were asked whether they had enough information about studies and services, including information about distance studies and their organization. Almost half of the respondents (43.96%) answered that they had enough information. The smallest part of respondents (7.69%) answered that they did not have enough information (see Table 3).

**Table 3. Adequacy of information about studies and services (including information about distance learning and its organisation)**

Yes, that's enough	40	43,96%
Partly sufficient	44	48,35%
No, it is not enough	7	7,69%

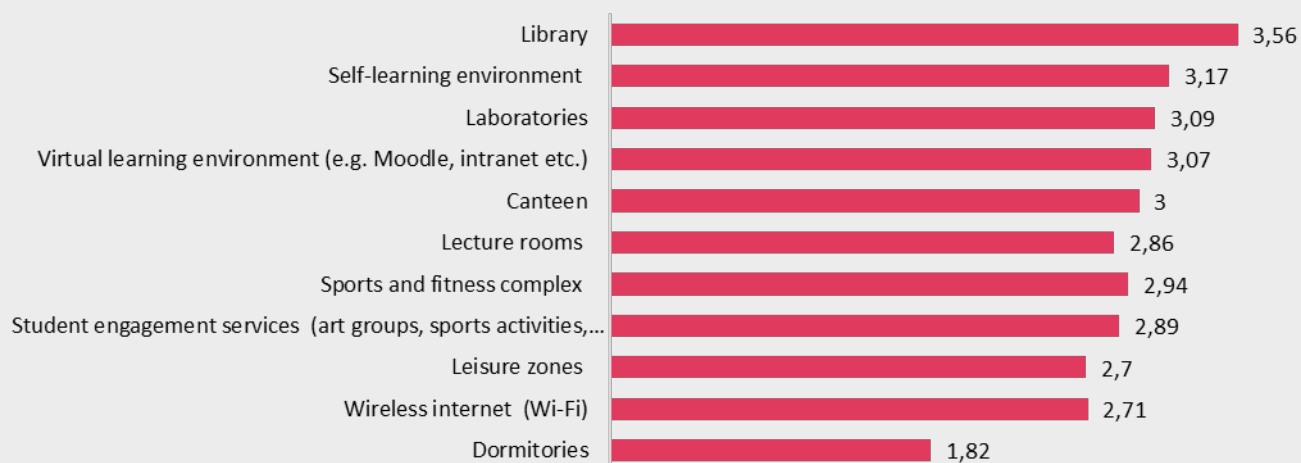
Students of the Faculty of Medicine of Kauno Kolegija rate the organization of studies at Kauno Kolegija well (averages range from 2.7 to 4.00 points out of 5). Most students agree with the statement that they are provided with opportunities to participate in mobility programmes (4.00), least agree with the statement that students have the opportunity to individualise the study process during their studies (2.70) (see Figure 2).



**Figure 2. Assessment of the organisation of studies by respondents (averages)**

Note: The average of the Likert scale is presented. The higher the average, the more respondents agree with the statement made

Respondents rated study and leisure conditions (From 5 – "Very good" to 1 – "Unsatisfactory") at Kauno kolegija. Respondents rated KK library (3.56) and independent learning environment (3.17) as the best. Respondents rated KK dormitories the worst (1.82) (see Figure 3).



**Figure 3. Assessment of study and leisure conditions at Kauno kolegija**

Note: The average of the Likert scale is damned. The higher the average, the better the respondents assess the conditions of study and leisure time

Respondents agree that they have the opportunity to receive academic literacy training in the library, as well as that they have the opportunity to consult with lecturers outside of lectures, know that they can receive financial aid, and are aware of the possibility of using career planning services provided by the Student Affairs and Career Department (see Table 4).

**Table 4. Aspects of student support**

	I totally agree	I agree	I neither agree nor disagree	I disagree	I totally disagree	I can't answer / I haven't encountered it	Average
I have the opportunity to consult with lecturers outside of lectures.	15,38%	29,67%	27,47%	9,89%	3,30%	14,29%	3,51
I have the opportunity to receive academic literacy training in the library (consultations and training on source search, citation, preparation of study papers, plagiarism prevention).	37,36%	32,97%	9,89%	2,20%	1,10%	16,48%	4,24
I have access to career planning services provided by the Student Affairs and Career Department (consultations, seminars, internship and/or job advertisements, career days, etc.).	26,37%	21,98%	14,29%	3,30%	1,10%	32,97%	4,03
If necessary, I can get a place in the dormitory.	10,99%	21,98%	8,79%	3,30%	1,10%	53,85%	3,83
I have the opportunity to receive financial aid (social scholarships, incentive	16,48%	21,98%	13,19%	7,69%	9,89%	30,77%	3,40

scholarships).							
If necessary, I can get psychological help.	13,19%	17,58%	12,09%	0,00%	3,30%	53,85%	3,81
I know where I can find information about student support.	21,98%	34,07%	15,38%	4,40%	3,30%	20,88%	3,85

Slightly more than a quarter of respondents answered that they would recommend to their friend the study programme in which they are currently studying (*see Table 5*). Almost half of the respondents work while studying at the same time (46.15%) (*see Table 6*). The largest share of students participating in the study are second-year students (75.82%) (*see Table 7*).

**Table 5. Recommending the study programme in which he/she is currently studying to a friend**

Statement	Percentage
Yes	25,27%
No	46,15%
I doubt it	28,57%

**Table 6. Respondents' work activities**

Statement	Number of respondents	Percentage
Yes	42	46,15%
No	49	53,85%

**Table 7. Respondents' Course of Study**

Percentage	Number of respondents	Percentage
Course 2	69	75,82%
Course 3	21	23,08%
Course 4	1	1,10%

Second and third year students suggest paying attention to the creation of a timetable so that students could combine studies with work, improve the condition of dormitories, provide auditoriums with modern equipment, simulations, pay more attention to improving communication, and more practical activities in real practical environments.

---